

Interactive timeline: Data collection, visualization, and dissemination tool all in one

Experience from a prospective portfolio-level evaluation for family planning programs in DRC and Nigeria

Huyen Vu¹, MSPH, Meghan Corroon¹, MURP, MPH, Ponta Abadi^{1,2}, Sian Curtis^{1,2}, PhD

1. Carolina Population Center, UNC – Chapel Hill; 2. Gillings School of Global Public Health, UNC – Chapel Hill

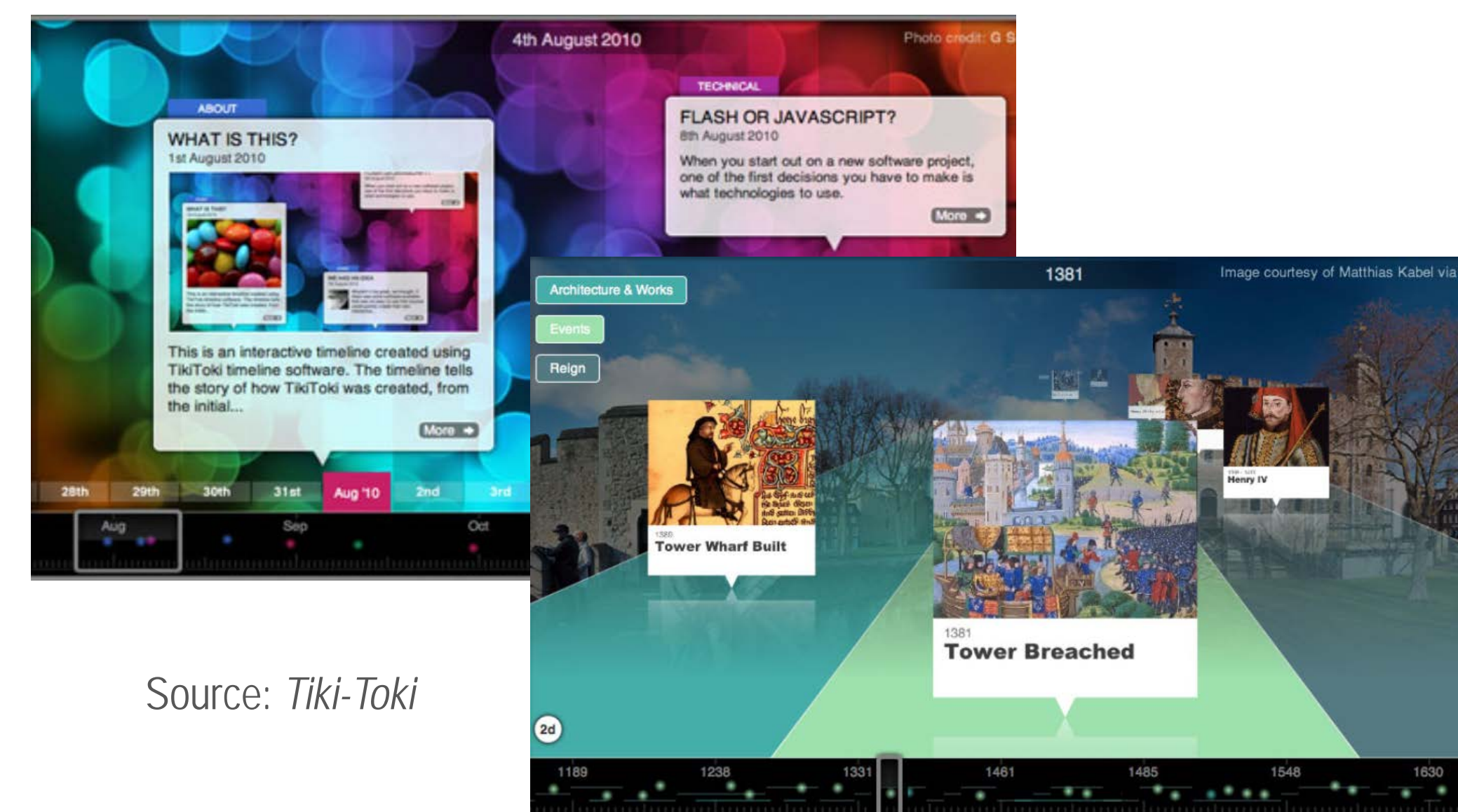
1 Goals and target audience

The **Bill & Melinda Gates Foundation (BMGF) Family Planning (FP) Investments Interactive Timeline** is a web-based tool used to collect, visualize, and share data from programs in the Democratic Republic of the Congo (DRC) and Nigeria.

Audience	Goals
BMGF Grantees	Enhance exchange and coordination. View projects in context; see potential overlaps and collaboration areas.
Policy stakeholders	Updates on investments, understanding of BMGF investments/support.
BMGF Program Officers	Promote reflection given emerging contextual factors and evolving FP outcomes.
External audiences	Tool for FP communication.

2 Design of the Timeline

To create the Timeline, the FP CAPE Team researched, piloted, and selected **Tiki-Toki** for the platform's appropriate features, including a flexible and eye-catching design, being user-friendly, having ability to display complex content by blending chronological mapping with multimedia (i.e., video, photo, 3D view, and text), and having low maintenance costs.



Source: Tiki-Toki


3 About FP CAPE



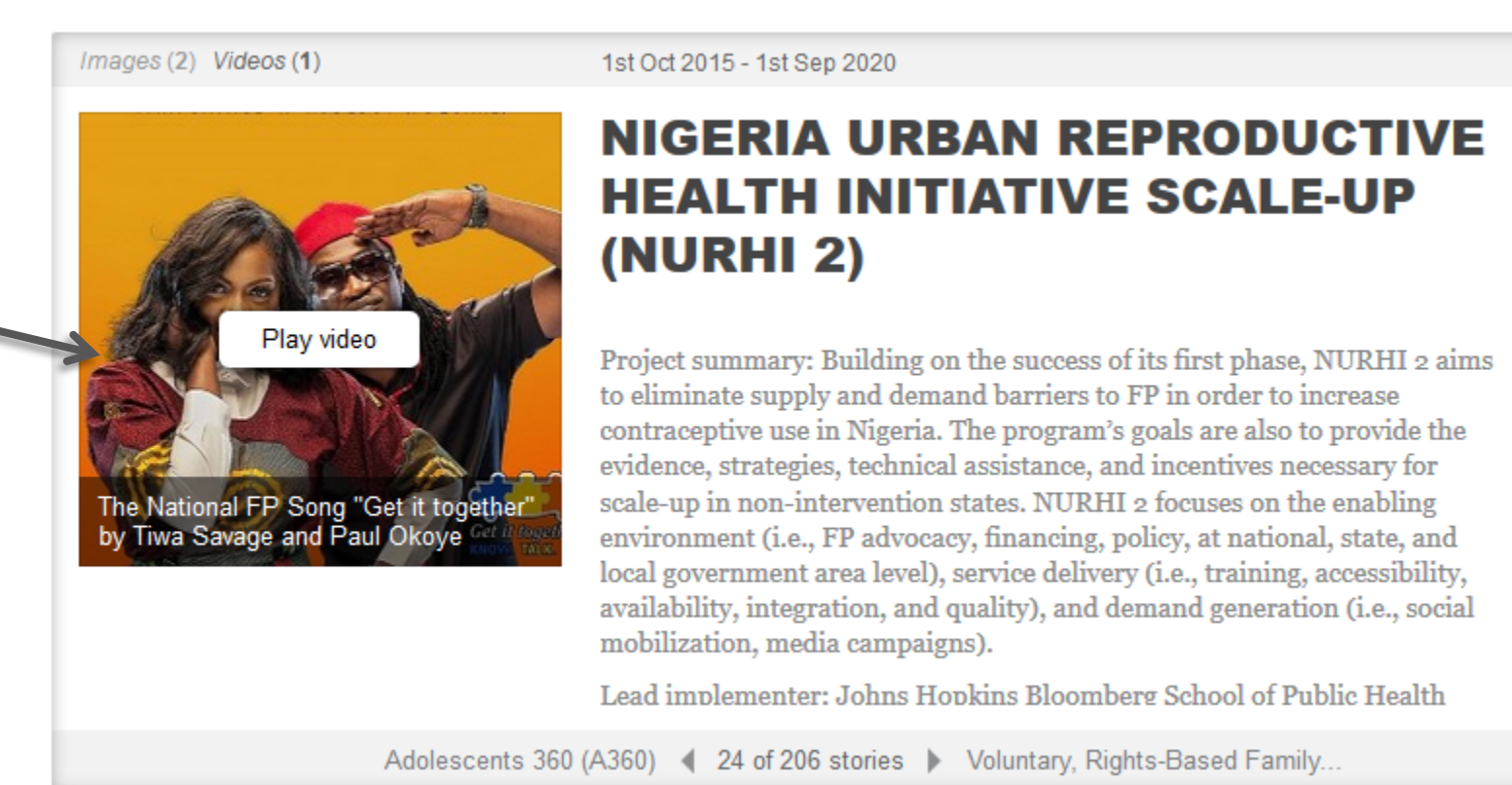
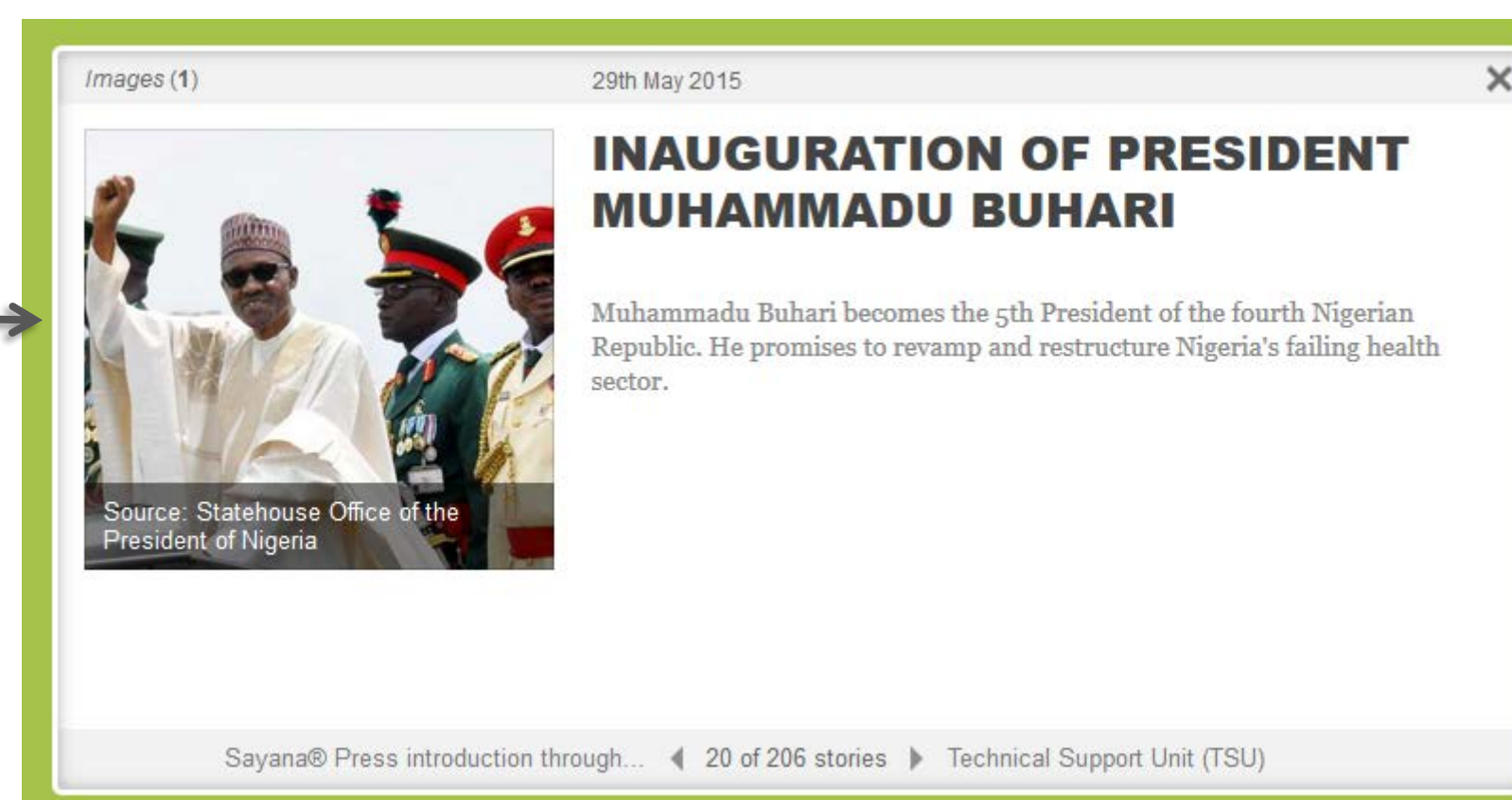
The **Family Planning Country Action Process Evaluation (FP CAPE)** is an evaluation of the BMGF portfolios of FP investments in DRC and Nigeria. Each portfolio includes more than 15 interventions implemented by various partners to increase access, quality, and use of modern contraceptive methods in each country.

FP CAPE uses a **prospective, theory-based approach drawing on quantitative data, systems science and qualitative methods** to generate real-time evidence on how and why each set of investments influences change in modern contraceptive use.

4 Timeline features and usage



DRC Timeline: <https://www.fpcape.org/projets-de-planification-familiale-en-rdc/>
Nigeria Timeline: <https://www.fpcape.org/timeline-family-planning-grants-in-nigeria/>



The **BMGF FP Interactive Timelines** span approximately six years of FP-related events (2012 – present) in the DRC and Nigeria. These events are categorized into focus areas that correspond to the theory of change used for the overall evaluation:

- ▶ Policy/Context Changes
- ▶ Grant Programs
- ▶ Enabling Environment
- ▶ Program Demonstration Models
- ▶ Overall Impact/Scale-up

By connecting events visually, the Timeline creates pathways for deeper analysis of a chronological story. Users can present grant programs, parallel contextual events and key data, while tracking evolution over time. Content is collaboratively generated with in-country BMGF grantees.

5 User survey results

FP CAPE conducted an **online and paper-based survey** of BMGF FP grantees in Nigeria to gather feedback on the Timeline.

23
individual respondents
representing 16 grantees

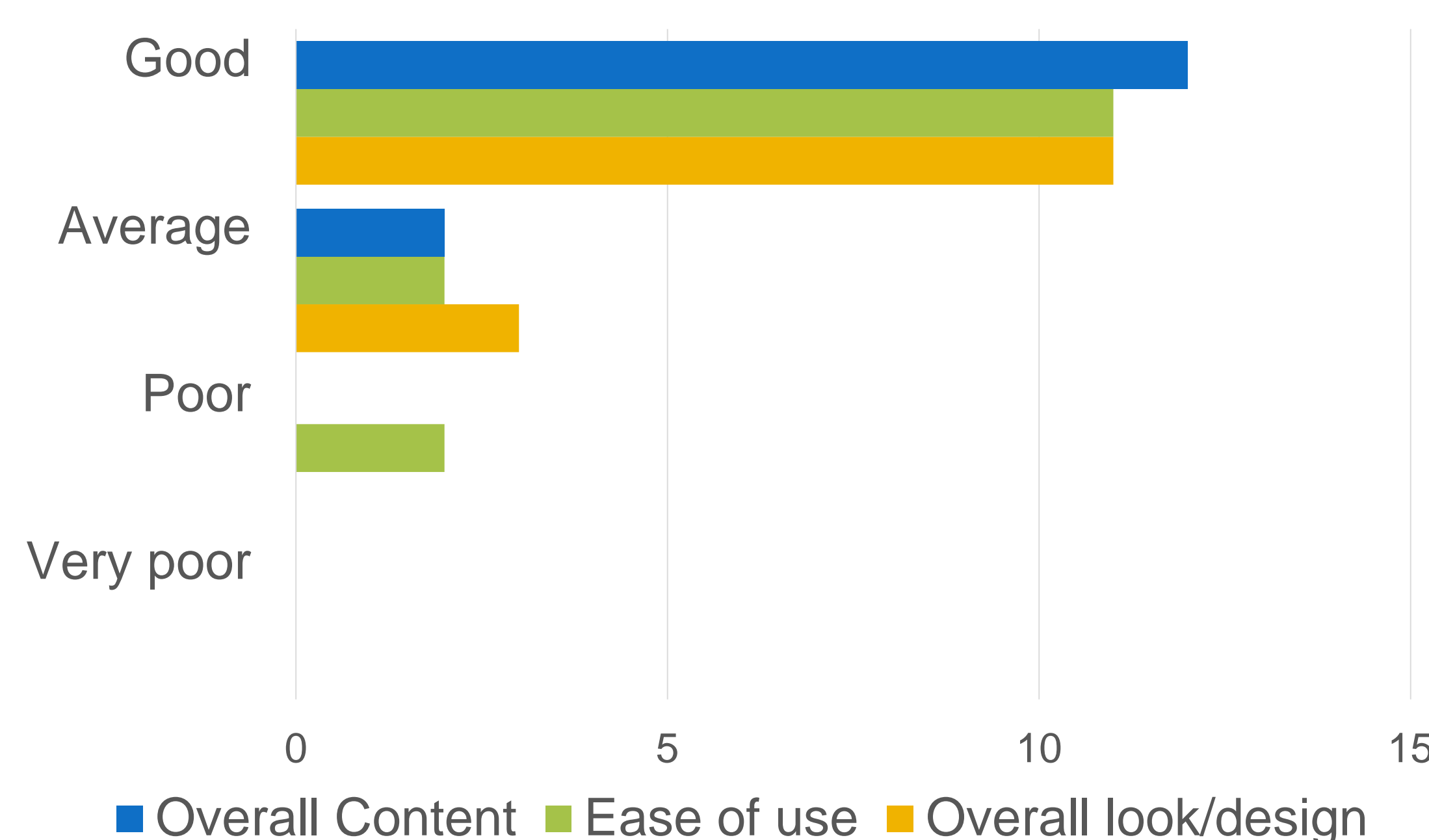
80%+
of respondents found the Timeline
useful to their work

80%+
of users were either very satisfied or
satisfied with the timeline information

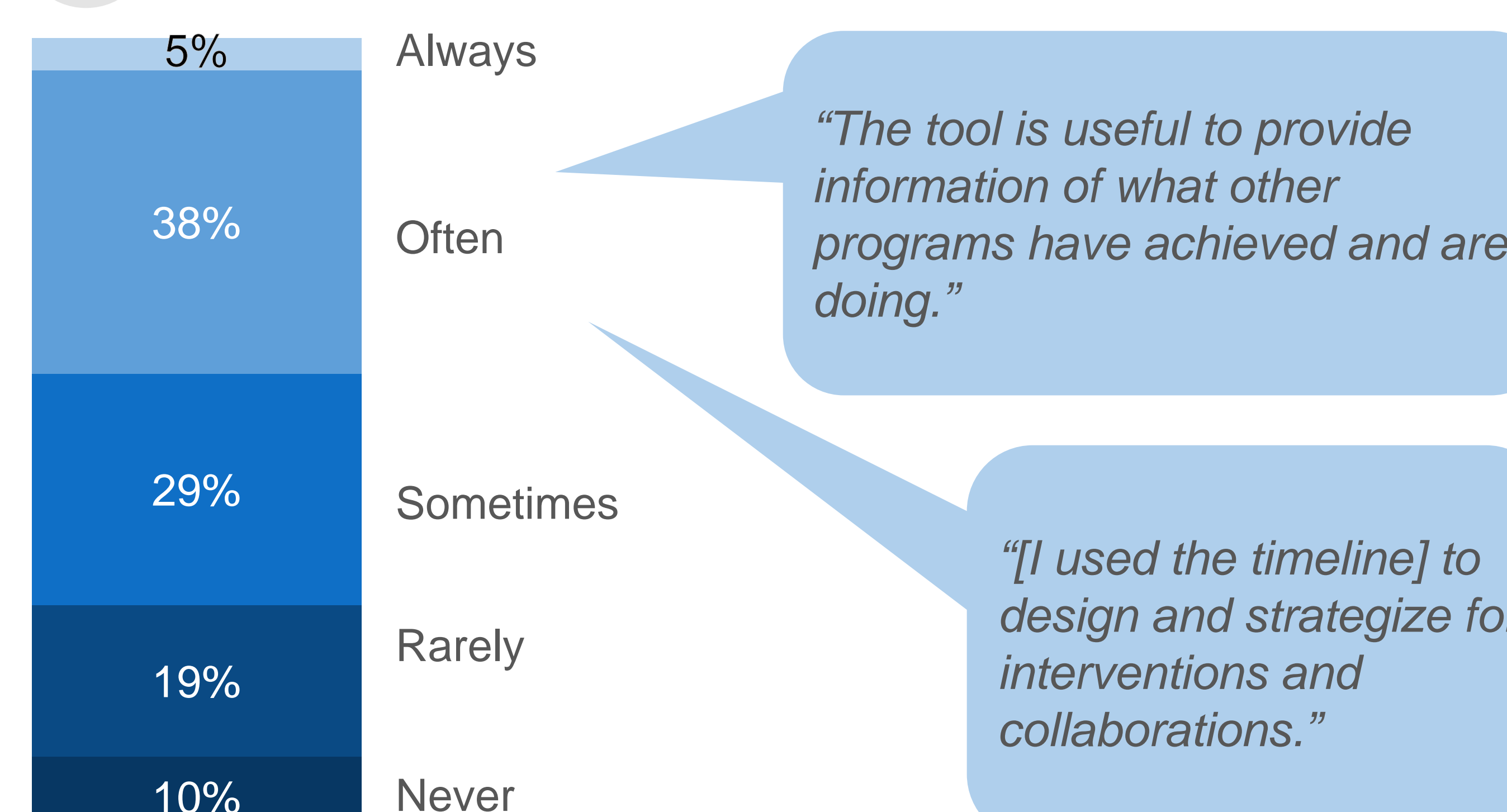


Use this QR code to explore the timeline yourself!

Q: How did BMGF grantees rate the overall content, design, and ease of use of the Timeline?



Q: How often did BMGF grantees access the content?



Q: How did BMGF grantees use the tool?

